

Extracts from the full catalogue
of Schwegler nature conservation products



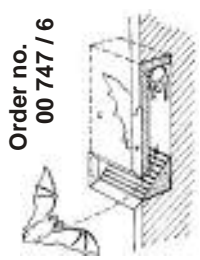
Nest Boxes for Birds & Bats that Nest in or on Buildings

- Bat Boxes
- Swallow Nests
- Sparrow Terraces
- Custom-made products
- Swifts Boxes
- Multi-System for Birds
- Bat Tubes
- Special Designs e.g. for scientific projects

..... made from highly durable, air-permeable Schwegler WoodcretePLUS™

Standard external paints (air-permeable) can be applied to all these products to match the background surface

Bat Access Panel 1FE



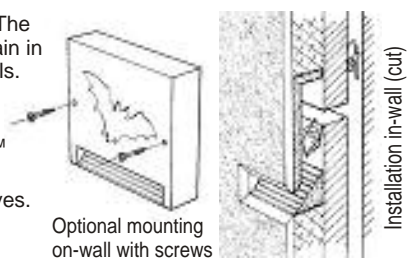
Order no.
00 747 / 6

This is a maintenance-free access panel for installing on or in the surface of exterior walls. The open rear enables bats to continue to use existing nesting sites in walls. Bats prefer to remain in familiar nesting places and their survival can be supported by retaining their sites within walls. The 1FE is especially suitable for use during conversions, renovations or insulation work on older types of buildings and historic buildings.

Dimensions: H 30 x W 30 x D 8 cm **Weight:** 7,8 kgs **Material:** WoodcretePLUS™

Positioning: Its depth of just 8 cm allows easy integration into insulation or masonry. If necessary it can also be attached to the underlying structure using screws/plugs and two eyes. Install at least 3m above the ground, ensuring unobstructed access for bats. Installation of multiple units is recommended.

Suitable for: Bat species that inhabit buildings.



Optional mounting on-wall with screws

Installation in-wall (cut)

Bat Roost 1FQ



Order no. 00 760 / 5

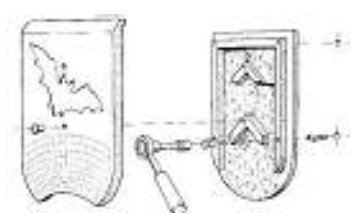
This box provides a home for those bat species that inhabit buildings and is ideal for encouraging the formation of a colony or nursery. It can easily be added to renovated buildings.

Material: WoodcretePLUS™ with fully galvanised fixing bracket

Dimensions: H 60 x W 35 x D 9 cm **Weight:** approx. 15 kgs

Suitable for: Bat species that inhabit buildings.

Positioning: On all types of buildings whether of concrete, brick or timber construction. Suspend at least 3m above the ground, ensuring unobstructed access for bats. Also suitable for use in roof spaces and on walls of historic buildings.



Easy installation with 4 screws

Bat Tube 1FR



Order no. 00 750 / 6

The tube system requires no cleaning or maintenance and meets the characteristic behavioural requirements of the types of bats that inhabit buildings. The durable wooden rear panel maintains excellent climatic conditions inside the tube and provides a surface onto which they can cling.

Suitable for: Bat species that inhabit buildings

Material: WoodcretePLUS™ incorporating a wooden panel onto which the bats can cling

Dimensions: H 47 x W 20 x D 12,5 cm

Weight: approx. 9.5 kgs

Positioning: Can be installed on external walls, either flush (Fig. 1) or beneath a rendered surface (Fig. 2), in concrete and, during renovation work, under wooden panelling or in building cavities (e.g., slab-type building structures, bridges, etc).

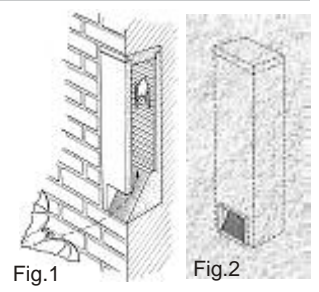
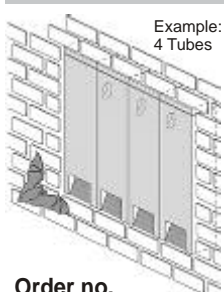


Fig.1

Fig.2

Bat Tube 2FR



Example:
4 Tubes

Order no.
00 755 / 1

This maintenance-free concept enables these units to be built into the masonry of a wall. A number can be placed next to one another in modular form to create much larger spaces incorporating transverse connecting pieces. Each tube includes 3 different types of internal partition. One of the special features is an optional passage through the rear panel: this enables existing cavities occupied by bats in the walls or structure of a building to be retained, providing an unobtrusive solution when conversion, renovation or insulation work is being carried out on older buildings.

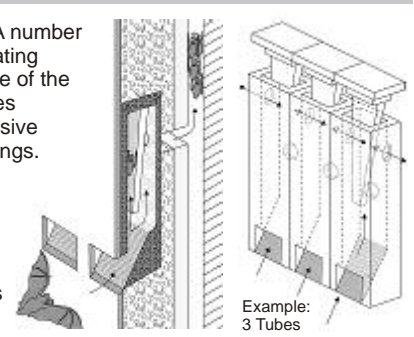
Suitable for: Bat species that inhabit buildings

Material: WoodcretePLUS™ with integrated internal partitions

Dimensions: H 47 x W 20 x D 12,5 cm

Weight: approx. 9.5 kgs

Positioning: Several tubes can be installed in listed buildings, industrial buildings, bridges and buildings of slab-type construction. We recommend connecting at least 3 together.



Example:
3 Tubes



Sparrow Terrace 1SP



Fig.1

A modern nesting aid for sparrows whose survival is threatened by a severe population decline. It can be installed as a single unit or preferably in groups to encourage the establishment of colonies.

Suitable for: House and tree sparrows and individual redstarts **Material:** WoodcretePLUS™

Dimensions: H 24,5 x W 43 x D 30 cm **Weight:** 15 kgs

Positioning: On buildings of all kinds in typical habitats including industrial and agricultural buildings, barns, etc. at a height of at least 2m (e.g., under eaves).

Various recommended forms of installation:

a.) Attached to external walls of buildings using fittings supplied (see Fig. 1).

b.) Installed within brick or concrete walls using insulating material (not supplied) to protect against the transfer of cold temperatures (Fig. 2).

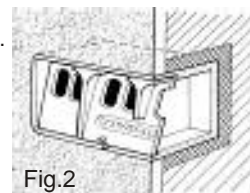


Fig.2

Order no. 00 590 / 8

House Martin Terrace No. 11



The House Martin Terrace helps house martins breed successfully on buildings with or without overhanging eaves. The unique modern design provides an attractive addition to any external wall. Cleaning is simple by removing the two individual nesting trays.

Suitable for: House martins

Material: WoodcretePLUS™ with stainless steel fittings


Dimensions: H 17,5 x W 43 x D 17,5 cm

Weight: approx. 5.5 kgs

Positioning: On unobstructed walls without eaves of residential, business or industrial buildings or directly beneath eaves at heights of 2m and above.

Order no. 00 340 / 9

House Martin Nest No. 9A (Double Nest)



Double nest made of WoodcretePLUS™, ready for use. The nests can be individually removed for cleaning. Can be installed in groups to form larger colonies, e.g., along eaves.

Suitable for: House martins

Material: WoodcretePLUS™ nests on a water-resistant, glued chipboard frame, containing no formaldehyde and suitable for painting

Dimensions: L 46 x H 11 x D 14 cm

Weight: 2.7 kgs

Positioning: With 2 screws, under eaves at a height of at least 2m on the sheltered side of the building.

Order no. 00 310 / 2

Optional: Droppings Board for Nest No. 9A (Order no. 00320/1). Prevents droppings from soiling windows and doors. Easily and quickly fitted to the No. 9A using the screws supplied. **Dimensions:** L 46 x H 17 x D 26 cm **Weight:** 2.9 kgs

Swallow Nest No. 10 (Single Nest)



Individual nest for the sociable swallow. Nests should be installed at a distance of 1m apart (minimum).

Suitable for the interior of all kinds of buildings, porches, livestock sheds, barns, sewage plants, etc.

Suitable for: Common swallow **Dimensions:** L 25 x H 11 x D 14 cm **Weight:** 0.9 kgs

Material: Nest made of WoodcretePLUS™ with a water-resistant, glued, chipboard mounting panel, free of formaldehyde, which can be painted

Order no. 00 330 / 0

Positioning: On the inside of buildings, just beneath the ceiling, always ensuring a clear flight path out of the building.

Kestrel Nesting Box No. 28



Kestrel Nesting Box No. 28

To encourage kestrels to nest on free-standing trees, on fringes of woodland, field barns, electricity poles, silos and other types of structures and buildings. The following sites are recommended in urban areas: larger buildings such as industrial buildings and churches, high walls and chimneys.

Material: WoodcretePLUS™ with fully galvanised metal parts

Dimensions: H 36 x W 33 x D 45 cm (No. 28) / D 38 cm (No. 29) **Weight:** 13,5 kgs

Positioning: At a height of 6-8m on an external, sheltered side of a building, using brackets and fixings supplied.

Order no. 00 251 / 8

Jackdaw Nesting Box No. 29


Jackdaw Nesting Box No. 29

Jackdaws are another endangered species. They live in colonies so ideally several of the Type No. 29 nesting boxes should be installed in the same area. Ideal for houses, churches, silos, industrial buildings, etc.



Order no. 00 252 / 5

Barn Owl Box No. 23 (also for Kestrels)



This nesting box is suitable for installation within all kinds of buildings such as industrial premises, church towers, roof spaces or barns. It should be attached with the entrance facing an existing opening in the outside wall of the building.

Suitable for: Barn Owl, Kestrel

Material: Water resistant, glued chipboard containing no formaldehyde, with fully galvanised metal fittings

Dimensions: L 100 x H 50 x D 50 cm

Order no. 00 250 / 1

Dipper and Pied Wagtail Box No. 19



This box is ideal for helping to ensure the continued survival of these species and can also be used when streams are being restored to their natural state. It is secure against small predators and is superior to natural nesting sites as a means of guaranteeing breeding success.

Suitable for: Dippers, pied wagtails, and redstarts when used on buildings

Weight: 4.7 kgs

Material: WoodcretePLUS™ and vegetable fibre material (asbestos-free)

Dimensions: L 37 x H 19 x D 19 cm

Positioning: On natural streams, under bridges, on vertical surfaces, etc., at least 0,5m above the high water mark.

Order no. 00 620 / 2

Brick Box 1HE



A lightweight nesting box made of non-asbestos vegetable fibre material for installation in or on external walls of buildings of all kinds. Due to its special narrowing entrance it is safe against magpies, jays, cats and martens. When installing on a wall, this model is available with a mounting bracket (order no. 00632/5).

Suitable for: Black Redstart, Pied Wagtail, Common Flycatcher. Occasionally House and Tree Sparrow.

Material: Vegetable fibre material (asbestos-free)

Dimensions: L 29,5 x H 15 x D 15 cm

Weight: 2,8 kgs

Positioning: At least 2m above ground.

Material: WoodcretePLUS™

Order no. 00 631 / 8



Swift & Bat Box 1MF



Order no. 00 615 / 8

With its two separate entrances this model can accommodate two pairs of swifts. In addition the recess in the rear panel creates a space between the wall of the building and the box, making it ideal for bats that inhabit buildings and use such environments to raise their young.

Suitable for: Swifts and species of bat that inhabit buildings
Material: WoodcretePLUS™ with fully galvanised fixing bracket

Dimensions: H 45x W 43 x D 22,5 cm **Weight:** 24 kgs

Positioning: On external walls using the mounting plate and three screws provided. At a height of 5m and above. Using the Bat Slope (order no. 00 616/5, see below) the 1MF can also be set into a wall.



1MF on external wall

Bat Slope for the Swift & Bat Box 1MF



Best.Nr.: 00 616 / 5

Using the Bat Slope the 1MF (above) can be installed flush within the building wall. This may be necessary, for example, for an enhanced visual effect or on listed buildings.

Suitable for: see 1MF (order no. 00 615/8)

Material: WoodcretePLUS™

Dimensions: H 25 x W 43 x D 22,5 cm (overall height of Bat Slope and 1MF together is 70 cm)

Weight: 13.5 kgs (plus 24 kgs for the 1MF itself)

Positioning: The Bat Slope is embedded in an external wall with the 1MF positioned above it.



1MF installed flush within wall

Swift Observation Box No. 15



Order no. 00 595 / 3

This is inset or embedded in an external wall. The front of the box, which has the birds' entrance hole, is flush with the external wall surface (plastering is also possible). Activities in the box can be checked from inside the building by simply opening the observation flap. Supplied with observation flap and nest mould.

Suitable for: Common swifts

Material: WoodcretePLUS™ **Dimensions:** H 24 x W 43 x D 22 cm **Weight:** 13.6 kgs

Positioning: The entrance hole should be at a height of at least 5m from the ground. Please ensure unobstructed access for birds entering or leaving the box. The installation of several of these nesting aids in a building will encourage the rapid formation of colonies of swifts.



Swift Observation Box No. 14



Order no. 00 592 / 2

Identical in size to the No. 15 (above) but attached by screws to the inside wall of the building (mounting bracket [4] supplied). The special hole [5] provides a passage through the wall (max. 35cm) and, if necessary, through any insulation [7] (e.g., in spaces under roofs, lift shafts, store rooms, etc). The access on the external wall is covered by a special panel [6], also supplied, which is made of vegetable fibre material. Alternatively this panel can be incorporated in the rendering. Supplied complete with observation panel [1] and additional nesting recess [3].

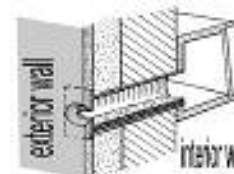
Suitable for: Common swifts

Dimensions: H 24 x W 43 x D 22 cm

Positioning: Same as No. 15 (above).

Material: WoodcretePLUS™

Weight: 15.7 kgs



Cutaway: Installation (View from outside building)

Swift Box No. 16



Order no. 00 612 / 7

For installation in external walls (Fig. 1). Maximum insert depth is 17cm to prevent the entrance hole in the floor being blocked.

It can also be attached to the surface of external walls (or within render or an external insulation layer) using the additional retaining strip order no. 00614/1 (Fig.2).

Suitable for: Common swifts

Material: WoodcretePLUS™ **Dimensions:** H 24 x W 43 x D 22 cm

Weight: 11 kgs

Positioning: Same as No. 15 (above).

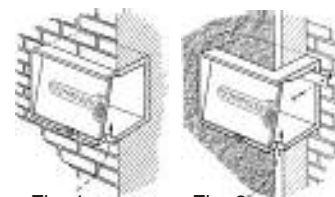


Fig. 1

Fig. 2

Swift Box No. 17 - Standard



Order no. 00 610 / 3

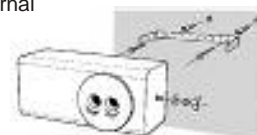
A lightweight nesting box made of non-asbestos vegetable fibre material for installation on the external walls of buildings of all kinds, including houses, industrial premises, churches, roadside structures, walls or even cliffs. If required it can be painted using standard, air-permeable paint to match the background surface. A fixing bracket is included. Also deliverable as model "Sparrow" (twin hole).

Suitable for: Common swifts

Weight: 3.1 kgs

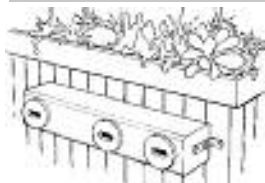
Material: Vegetable fibre material (asbestos-free) **Dimensions:** L 34 x H 15 x D 15 cm

Positioning: Under or close to roofs, at least 5m from ground. Please ensure unobstructed access for birds entering and leaving the box. The installation of several in a building will assist the rapid formation of swift colonies.



Installation example: Mounting with fixing bracket (Model "Sparrow")

Triple Swift Box No. 17



Order no. 00 613 / 4

Lightweight nesting box made of non-asbestos vegetable fibre material for installation like No. 17 on the external walls of buildings of all kinds (please see above). It is an extended version of the proven No. 17 Standard Swift Box and can accommodate three pairs of swifts in parallel. This nest box combines very good success in assisting the rapid formation of swift colonies with convenient mounting effort. Also deliverable as model "Sparrow" (twin hole, see above).

Installation: With two galvanised fixing brackets (included) or embedded in external wall (see Fig.1).

Suitable for: Common swifts

Material: Vegetable fibre material (asbestos-free)

Dimensions: H 15 x T 15 x L approx. 90 cm

Weight: 7 kgs

Positioning: Identical to No.17 Standard (see above). Installation of several units is recommended.



Fig. 1



Swift Nest No. 18



Made from air-permeable WoodcretePLUS™, for installation under eaves in all kinds of buildings including residential and industrial buildings. If required standard, air-permeable paint can be used to match this nesting aid with the background surface. Individual nests can be removed from the supporting frame for cleaning.

Suitable for: Common swifts

Dimensions: L 34 x H 15 x D 15 cm

Weight: 3.1 kgs

Material: WoodcretePLUS™ nest with a water-resistant chipboard frame, containing no formaldehyde and suitable for painting.

Positioning: Under or close to roofs, at least 5m from ground. Please ensure unobstructed access for birds entering and leaving the box. The installation of several in a building will assist the rapid formation of swift colonies.

Order no. 00 611 / 1

Built-in Multi-System (Main Cavity)



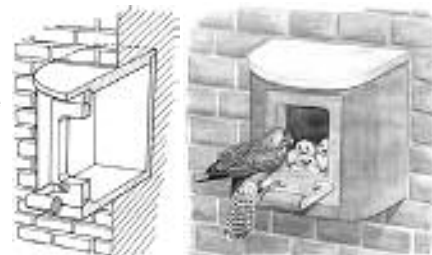
This nest box can be installed in all types of buildings whether constructed of concrete, brick or timber. Examples include bridges, industrial buildings, houses, church towers and sheds.

To meet the needs of various bird species, different types of front panel are available (see below) for inclusion at a later stage. This Main Cavity is supplied without a front panel which should be ordered separately (please see below).

Suitable for: Dependent on the type of front panel chosen

Material: WoodcretePLUS™ **Dimensions:** H 41,5 x W 44,5 x D 41,5 cm **Weight:** 28kgs

Positioning: At heights of 5m or more on a sheltered external wall.



Order no. 00 290 / 7

Front Panels for the Built-in Multi-System



Kestrel front panel including organic nest material

Material: WoodcretePLUS™ with fully galvanised fittings and treated wooden perch

Weight: 2.0 kgs

Order no. 00 295 / 2



Jackdaw

Material: WoodcretePLUS™

Weight: 2.0 kgs

Positioning: 6-8m or more above ground, on the sheltered side of a building. We recommend installing several for jackdaws on each building.

Order no. 00 296 / 9



Common Swift

Supplied with a partition to provide 2 separate brood compartments.

Material: WoodcretePLUS™

Weight: 2.0 kgs

Positioning: At heights of 5m or above. Please ensure unrestricted entry and exit.

Order no. 00 297 / 6

Cavity Panel for Swifts



Ideal as a facing for cavities and niches in walls to provide breeding spaces for swifts.

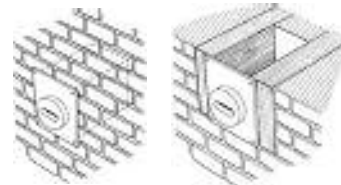
Suitable for: Common swift **Weight:** 0.6 kg

Material: Vegetable fibre material (asbestos-free)

Dimensions: 20 x 20 cm x thickness 6 mm, thickness of entrance hole insert 2,5 cm

Positioning: Can be used for any hollow spaces, niches in walls, etc. Has four screw holes (screws not included). The entrance-hole insert is removable for easy cleaning and inspection.

Order no. 00 618 / 9



Brick Boxes



Type 24 Entrance hole 32mm

Suitable for: Great, blue, marsh, coal and crested tits, redstarts, nuthatches, tree and house sparrows

Material: WoodcretePLUS™

Dimensions: H 24 x W 18 x D 18 cm

Order no. 00 710 / 0 **Weight:** approx. 7.3 kgs



Type 25 oval

Entrance hole 29 x 55mm

Suitable for: Common swifts

Material: WoodcretePLUS™

Dimensions: H 24 x W 18 x D 18 cm

Weight: approx. 7.3 kgs

Order no. 00 720 / 9



Type 26 Open-Fronted

Suitable for: Species that nest in recesses, such as redstarts, pied wagtails and spotted flycatchers

Material: WoodcretePLUS™

Dimensions: H24xW18xD18cm

Weight: approx. 7.3 kgs

Order no. 00 730 / 8

Bat Brick Box Type 27



Similar to our other Brick Boxes but with a fully removable front panel and internal additional, roughened wooden panel.

Oval entrance hole: 55 x 26 mm

Suitable for: Bats **Weight:** 9.5 kgs

Material: WoodcretePLUS™ with wooden insert

Dimensions: H 26,5 x W 18 x D 24 cm

Positioning: Within external walls

Order no. 00 740 / 7



Flat, maintenance-free bat box for use on trees and on buildings of all kinds. Cleaning is not necessary because droppings can fall through the apertures in the box (please see our main catalogue for a detailed description).

Suitable for: Bats

Weight: 9.9 kgs

Material: WoodcretePLUS™ **Dimensions:** H 43 x W 27 x D 14 cm

Positioning: On buildings, masts, roadside structures, etc. at heights of 3m and above. Hanging bracket supplied.

Order no. 00 139 / 9

Bat Box 1FF

CONTACT ADDRESS:

For further information, prices and sales please contact:

Or visit the SCHWEGLER website:
<http://www.schwegler-natur.de>

UK and Eire distributor of the Schwegler range of world-leading WoodcretePLUS™ nest boxes

Jacobi Jayne & Company
Wealden Forest Park, Herne Common
CANTERBURY, CT6 7LQ, England
Tel. +44-1227-714314
Fax: +44-1227-719235
e-mail: enquiries@jacobijayne.com
<http://www.jacobijayne.com>

